

Overview - Public Entities Quarterly Reporting

Approved receipts

582,7

16,6%

Approved spending

248,6

31,0%

Surplus/(deficit)

334,1

- ☐ R billion
- ☒ R million
- ☐ R thousand

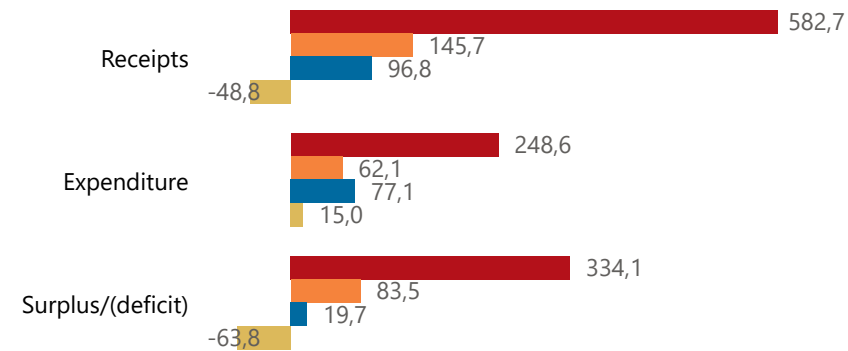


national treasury

Department:
National Treasury
REPUBLIC OF SOUTH AFRICA

Consolidation

● Approved ● Forecast ● YTD ● Variance



Composition of receipts



Quarter

1

Cluster

All

Department

Health

Entity

Mines and Works Compensation Fund

Composition of spending



Functional grouping



Spending by PFMA schedule



Public Entities Receipts

Approved sales of G&S

(Blank)

(Blank)

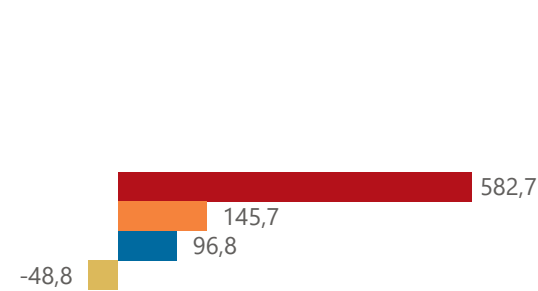
Approved transfers

1,8

(Blank)

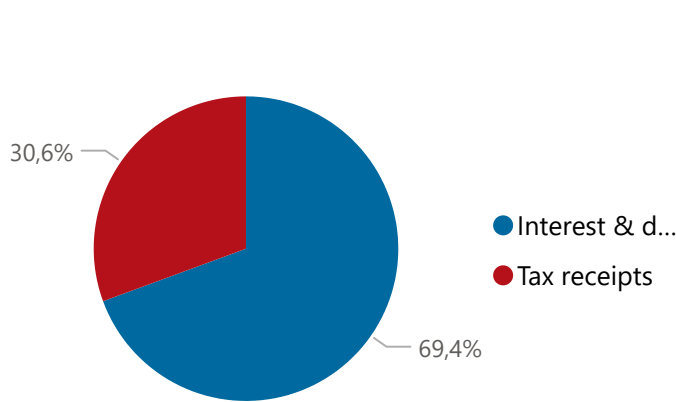
Actual vs Forecast

● Approved ● Forecast ● YTD ● Variance



Top 5 Transfers

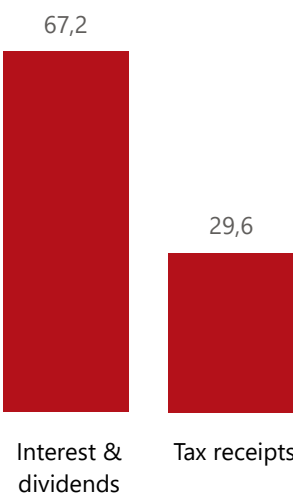
Composition of receipts



Receipts

Level 3	Approved	YTD	% YTD
+ Interest & dividends	472,5	67,2	69,4%
+ Tax receipts	108,4	29,6	30,6%
+ Transfers	1,8		
Total	582,7	96,8	100,0%

Top 5 Receipts



Top 10 Entities

Mines and Works Compensation Fund

96,8



national treasury

Department:
National Treasury
REPUBLIC OF SOUTH AFRICA

- R billion
- R million
- R thousand

Quarter

1

Cluster

All

Department

Health

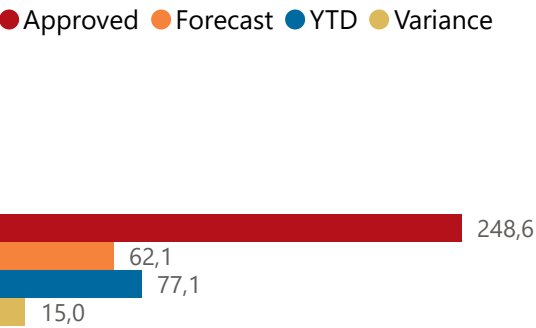
Entity

Mines and Works Compensation Fund

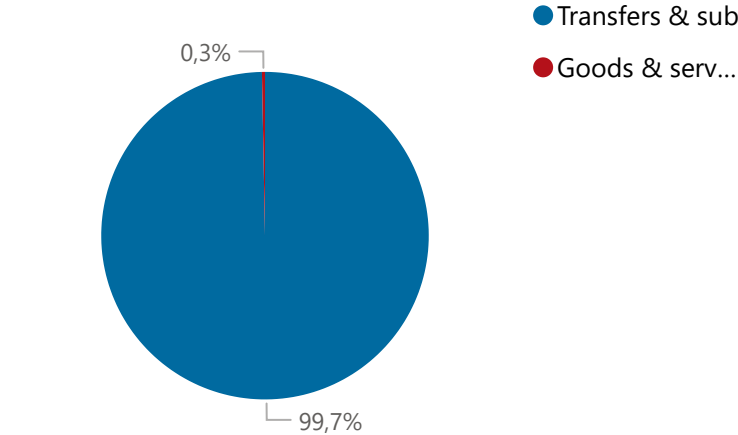
Public Entities Spending

Approved CoE	Approved G&S	Approved transfers
(Blank)	2,6	1 165,4
(Blank)	8,7%	16,6%

Actual vs Forecast



Composition of spending



Top 5 Goods & services



Capital assets

Spending

Level 3	Approved	YTD	% YTD
⊕ Transfers & sub	239,7	76,9	99,7%
⊕ Goods & services	2,6	0,2	0,3%
⊕ Interest	6,3		
Total	248,6	77,1	100,0%

Top 10 Entities



national treasury
Department:
National Treasury
REPUBLIC OF SOUTH AFRICA

- R billion
- R million
- R thousand

Quarter

1

Cluster

All

Department

Health

Entity

Mines and Works Compensation Fund